



Hackney Carriage and Private Hire Inspection

Local Government (Miscellaneous Provisions) Act 1976
IMPORTANT: Read Standards of Inspection Overleaf

Chassis No: WFOCXXTT43FE48886	Inspection Form Reference:		Vehicle type: <input type="checkbox"/> Hackney carriage <input checked="" type="checkbox"/> Private Hire
Vehicle Registration: [REDACTED]	Make and Model: Ford TOURNEO	Year of Manufacture: 2015	
Plate number: D02E	Mileage: 1717.76	Colour: BLUE	
[REDACTED]	Badge Number:		

All hackney carriage and private hire vehicles must be maintained to no less than the standards set out in the VOSA publication 'MOT Inspection Manual – Private Passenger and Light Commercial Vehicle Testing', ISBN 978-0-9549352-5-2. Failure to meet such standards would result in the inspection being failed.

In addition, the inspection should be failed if any of the reasons overleaf apply.

Item Tested	Pass (✓)	Fail (x)	Reasons for Failure (see overleaf for guidance)		
MOT requirements	✓				
Lighting Equipment					
Front and rear lamps	✓				
Headlamps	✓				
Stop lamps	✓				
Rear reflectors	✓				
Direction indicators	✓				
Steering and Suspension					
Steering control	✓				
Steering mechanism/system	✓				
Power steering	✓				
Transmission	✓				
Wheel bearings	✓				
Front suspension	✓				
Rear suspension	✓				
Shock absorbers	✓				
Brakes					
Controls/ABS warning system	✓				
Condition of service brake system	✓				
Condition of parking brake system	✓				
Service brake performance	✓				
Parking brake performance	✓				
Tyres and wheels					
Tyre type	✓				
Tyre condition (including spare)	✓		N/S/F 6	N/S/R 7	SPARE
Tread Depth	✓		O/S/F 7	O/S/R 7	
Road wheels	✓				
Seats & Seatbelts					
How many seats does the vehicle have?	9				
Seat belt Mountings	✓				
Seat belt Condition	✓				
General					
Driver's view of the road and mirrors	✓				
Horn	✓				
Exhaust system	✓				
Fuel system	✓				
Exhaust emissions	✓				
Body interior	✓				
Luggage space	✓				
First aid kit	✓				
Meter – test and seal	✓				
Licence front and rear plates & doors	✓				
Roof sign & For Hire sign (HC only)	✓				
Body exterior	✓				
Doors	✓				
Seats	✓				
Electrical wiring and equipment	✓				
Speedo	✓				
Oil and water leaks	✓				
Signage					
No Smoking signs on display?					
Advertising on or in vehicle?		Yes (No)			

Does the vehicle appear to be adapted to be wheelchair accessible?	Yes	(No)
If yes to the above, does the vehicle have a mechanical lift?	Yes	(No)

Item Tested	Standards of Inspection - Possible reasons for failure
Lighting Equipment	
Front and rear lamps	Lights inoperable or of insufficient intensity. Incorrect bulbs fitted. Lamps not properly aligned. Lamp flickers when tapped lightly by hand.
Headlamps	
Stop lamps	
Rear reflectors	
Direction indicators	
Steering and suspension	
Steering control	Inoperable, worn or faulty steering or suspension. Jagged edges on steering wheel rim.
Steering mechanism/system	
Power steering	
Transmission	
Wheel bearings	
Front suspension	
Rear suspension	
Shock absorbers	
Brakes	
Controls/ABS warning system	Any of the systems do not operate effectively and/or safely
Condition of service brake system	
Condition of parking brake system	
Service brake performance	
Parking brake performance	
Tyres and wheels	
Tyre type	Damaged, worn, substandard or otherwise illegal tyres Spare wheel, jack and wheelbrace (or manufacturers' alternative) not provided and secured
Tyre condition (including spare)	
Road wheels	
Seat belts	
Mountings	Damaged, worn or incorrectly operating seatbelts. Insufficient seatbelts
Condition	
General	
Driver's view of the road and mirrors	Loose, damaged, missing or defective mirrors.
Horn	Defective horn.
Exhaust system	Missing, insecure or inadequate heat shield.
Fuel system	Leaks, excessive wear, damaged or insecure pipes, missing filler cap.
Exhaust emissions	Excessive smoke emission.
Body interior	Excessive corrosion/damage, staining, sharp edges.
Luggage space	No separation from passenger seating area.
First aid kit	First aid kit is missing or in a poor/contaminated condition.
Meter - test and seal	Meter not linked to roof sign. Meter not sealed.
Licence plates/door stickers	Damaged/illegible/insecure. Details do not match.
Roof sign and For Hire sign	Insecure, insufficient illumination, wiring defects.
Body exterior	Excessive corrosion/damage, poor repair/paint match, sharp edges.
Doors	Defective locks, windows, door lights, damaged/missing door seals.
Seats	Insecure seats or excessive dirt, stains, holes or tears.
Electrical wiring and equipment	Evidence of overheating. Heavily contaminated with oil.
Speedo	Speedometer inoperative or defective.
Oil and water leaks	Evidence of oil or water leaks including sun roof/windows.

<p>I hereby declare that the above vehicle:</p> <p><input checked="" type="checkbox"/> meets the above standards</p> <p><input type="checkbox"/> does not meet the above standards</p> <p>Retest date (if applicable):</p> <p>Examiner's name: [REDACTED]</p> <p>Signature: [REDACTED]</p> <p>Date of Test: 6/8/25</p>	<p>*If the test is failed, please notify the relevant licensing office within 24 hours (identified by letter at end of licence number i.e. 100E)</p> <p>A licensing.cra@northyorks.gov.uk</p> <p>B licensingteam.ham@northyorks.gov.uk</p> <p>C taxi.har@northyorks.gov.uk</p> <p>D licensing.ric@northyorks.gov.uk</p> <p>E taxilicensing.rye@northyorks.gov.uk</p> <p>F licensing.services.sca@northyorks.gov.uk</p> <p>G licensing.sel@northyorks.gov.uk</p>	<p>Garage name and address: W. F. GARD (Garage) MARTON YO17 6JS</p> <p>Vehicle testing station number (VTS): 3806</p> <p>Authorised examiner number: [REDACTED]</p>
--	--	---

Chassis No: WF03XXIT0.3FE48886	Inspection Form Reference:		Vehicle type: <input type="checkbox"/> Hackney carriage <input checked="" type="checkbox"/> Private Hire
Vehicle Registration: [REDACTED]	Make and Model: FORD TRANSIT	Year of Manufacture: 2015	
Plate number: 00ZE	Mileage: 165035	Colour: BLUE	
Driver Name:	Badge Number:		

All hackney carriage and private hire vehicles must be maintained to no less than the standards set out in the VOSA publication 'MOT Inspection Manual – Private Passenger and Light Commercial Vehicle Testing', ISBN 978-0-9549352-5-2. Failure to meet such standards would result in the inspection being failed.
In addition, the inspection should be failed if any of the reasons overleaf apply.

Item Tested	Pass (✓)	Fail (x)	Reasons for Failure (see overleaf for guidance)		
MOT					
MOT requirements	✓				
Lighting Equipment					
Front and rear lamps	✓				
Headlamps	✓				
Stop lamps	✓				
Rear reflectors	✓				
Direction indicators	✓				
Steering and suspension					
Steering control	✓				
Steering mechanism/system	✓				
Power steering	✓				
Transmission	✓				
Wheel bearings	✓				
Front suspension	✓				
Rear suspension	✓				
Shock absorbers	✓				
Brakes					
Controls/ABS warning system	✓				
Condition of service brake system	✓				
Condition of parking brake system	✓				
Service brake performance	✓				
Parking brake performance	✓				
Tyres and wheels					
Tyre type	✓				
Tyre condition (including spare)	✓		N/S/F 4	N/S/R 7	SPARE 8
Tread Depth	✓		O/S/F 4	O/S/R 7	
Road wheels	✓				
Seats & Seat belts					
How many seats does the vehicle have?	✓				
Seat belt Mountings	✓				
Seat belt Condition	✓				
General					
Driver's view of the road and mirrors	✓				
Horn	✓				
Exhaust system	✓				
Fuel system	✓				
Exhaust emissions	✓				
Body interior	✓				
Luggage space	✓				
First aid kit	✓				
Meter – test and seal	✓				
Licence front and rear plates & doors	✓				
Roof sign & For Hire sign (HC only)	✓				
Body exterior	✓				
Doors	✓				
Seats	✓				
Electrical wiring and equipment	✓				
Speedo	✓				
Oil and water leaks	✓				
Signage					
No Smoking signs on display?	✓				
Advertising on or in vehicle?	Yes	(No)			

Does the vehicle appear to be adapted to be wheelchair accessible?	Yes	No
If yes to the above, does the vehicle have a mechanical lift?	Yes	No

Item Tested **Standards of Inspection - Possible reasons for failure**

Lighting Equipment	
Front and rear lamps	Lights inoperable or of insufficient intensity. Incorrect bulbs fitted. Lamps not properly aligned. Lamp flickers when tapped lightly by hand.
Headlamps	
Stop lamps	
Rear reflectors	
Direction indicators	




Steering and suspension	
Steering control	Inoperable, worn or faulty steering or suspension. Jagged edges on steering wheel rim.
Steering mechanism/system	
Power steering	
Transmission	
Wheel bearings	
Front suspension	
Rear suspension	
Shock absorbers	

Brakes	
Controls/ABS warning system	Any of the systems do not operate effectively and/or safely.
Condition of service brake system	
Condition of parking brake system	
Service brake performance	
Parking brake performance	

Tyres and wheels	
Tyre type	Damaged, worn, substandard or otherwise illegal tyres. Spare wheel, jack and wheelbrace (or manufacturers' alternative) not provided and secured.
Tyre condition (including spare)	
Road wheels	

Seat belts	
Mountings	Damaged, worn or incorrectly operating seatbelts. Insufficient seatbelts.
Condition	

General	
Driver's view of the road and mirrors	Loose, damaged, missing or defective mirrors.
Horn	Defective horn.
Exhaust system	Missing, insecure or inadequate heat shield.
Fuel system	Leaks, excessive wear, damaged or insecure pipes, missing filler cap.
Exhaust emissions	Excessive smoke emission.
Body interior	Excessive corrosion/damage, staining, sharp edges.
Luggage space	No separation from passenger seating area.
First aid kit	First aid kit is missing or in a poor/contaminated condition.
Meter – test and seal	Meter not linked to roof sign. Meter not sealed.
Licence plates/door stickers	Damaged/illegible/insecure. Details do not match.
Roof sign and For Hire sign	Insecure, insufficient illumination, wiring defects.
Body exterior	Excessive corrosion/damage, poor repair/paint match, sharp edges.
Doors	Defective locks, windows, door lights, damaged/missing door seals.
Seats	Insecure seats or excessive dirt, stains, holes or tears.
Electrical wiring and equipment	Evidence of overheating. Heavily contaminated with oil.
Speedo	Speedometer inoperative or defective.
Oil and water leaks	Evidence of oil or water leaks including sun roof/windows.

<p>I hereby declare that the above vehicle:</p> <p><input checked="" type="checkbox"/> meets the above standards</p> <p><input type="checkbox"/> does not meet the above standards</p> <p>Retest date: </p> <p>Examiner: </p> <p>Signature: </p> <p>Date of Test: 19.2.25</p>	<p>*If the test is failed, please notify the relevant licensing office within 24 hours (identified by letter at end of licence number i.e. 100E)</p> <p>A licensing.cra@northyorks.gov.uk</p> <p>B licensingteam.ham@northyorks.gov.uk</p> <p>C taxi.har@northyorks.gov.uk</p> <p>D licensing.ric@northyorks.gov.uk</p> <p>E taxilicensing.rye@northyorks.gov.uk</p> <p>F licensing.services.sca@northyorks.gov.uk</p> <p>G licensing.sel@northyorks.gov.uk</p>	<p>Garage name and address: LOWFIELD GARAGE</p> <p>Vehicle testing station number (VTS): 38016</p> <p>Authorised examiner number: KIN50364</p>
---	--	--

Chassis No: WF03XXTT93FE48886	Inspection Form Reference:		Vehicle type: <input type="checkbox"/> Hackney carriage <input checked="" type="checkbox"/> Private Hire
Vehicle Registration: [REDACTED]	Make and Model: Ford Tourneo	Year of Manufacture: 2015	
Plate number: 00LE	Mileage: 150063	Colour: Blue	
Driver Name: I	Badge Number:		

All hackney carriage and private hire vehicles must be maintained to no less than the standards set out in the VOSA publication 'MOT Inspection Manual – Private Passenger and Light Commercial Vehicle Testing', ISBN 978-0-9549352-5-2. Failure to meet such standards would result in the inspection being failed.
In addition, the inspection should be failed if any of the reasons overleaf apply.

Item Tested	Pass (✓)	Fail (x)	Reasons for Failure (see overleaf for guidance)		
MOT					
MOT requirements	5/4/24	✓			
Lighting Equipment					
Front and rear lamps	✓				
Headlamps	✓				
Stop lamps	✓				
Rear reflectors	✓				
Direction indicators	✓				
Steering and suspension					
Steering control	✓				
Steering mechanism/system	✓				
Power steering	✓				
Transmission	✓				
Wheel bearings	✓				
Front suspension	✓				
Rear suspension	✓				
Shock absorbers	✓				
Brakes					
Controls/ABS warning system	✓				
Condition of service brake system	✓				
Condition of parking brake system	✓				
Service brake performance	✓				
Parking brake performance	✓				
Tyres and wheels					
Tyre type	✓				
Tyre condition (including spare)	✓		N/S/F 8	N/S/R 5	SPARE
Tread Depth	✓		O/S/F 8	O/S/R 5	
Road wheels	✓				
Seats & Seat belts					
How many seats does the vehicle have?	✓				
Seat belt Mountings	✓				
Seat belt Condition	✓				
General					
Driver's view of the road and mirrors	✓				
Horn	✓				
Exhaust system	✓				
Fuel system	✓				
Exhaust emissions	✓				
Body interior	✓				
Luggage space	✓				
First aid kit	✓				
Meter – test and seal	✓				
Licence front and rear plates & doors	✓				
Roof sign & For Hire sign (HC only)	✓				
Body exterior	✓				
Doors	✓				
Seats	✓				
Electrical wiring and equipment	✓				
Speedo	✓				
Oil and water leaks	✓				
Signage					
No Smoking signs on display?	✓				
Advertising on or in vehicle?	Yes	No			

Does the vehicle appear to be adapted to be wheelchair accessible?	Yes	<u>No</u>
If yes to the above, does the vehicle have a mechanical lift?	Yes	<u>No</u>

Item Tested	Standards of Inspection - Possible reasons for failure	
Lighting Equipment		
Front and rear lamps	Lights inoperable or of insufficient intensity. Incorrect bulbs fitted. Lamps not properly aligned. Lamp flickers when tapped lightly by hand.	
Headlamps		
Stop lamps		
Rear reflectors		
Direction indicators		
Steering and suspension		
Steering control	Inoperable, worn or faulty steering or suspension. Jagged edges on steering wheel rim.	
Steering mechanism/system		
Power steering		
Transmission		
Wheel bearings		
Front suspension		
Rear suspension		
Shock absorbers		
Brakes		
Controls/ABS warning system	Any of the systems do not operate effectively and/or safely.	
Condition of service brake system		
Condition of parking brake system		
Service brake performance		
Parking brake performance		
Tyres and wheels		
Tyre type	Damaged, worn, substandard or otherwise illegal tyres. Spare wheel, jack and wheelbrace (or manufacturers' alternative) not provided and secured.	
Tyre condition (including spare)		
Road wheels		
Seat belts		
Mountings	Damaged, worn or incorrectly operating seatbelts. Insufficient seatbelts.	
Condition		
General		
Driver's view of the road and mirrors	Loose, damaged, missing or defective mirrors.	
Horn	Defective horn.	
Exhaust system	Missing, insecure or inadequate heat shield.	
Fuel system	Leaks, excessive wear, damaged or insecure pipes, missing filler cap.	
Exhaust emissions	Excessive smoke emission.	
Body interior	Excessive corrosion/damage, staining, sharp edges.	
Luggage space	No separation from passenger seating area.	
First aid kit	First aid kit is missing or in a poor/contaminated condition.	
Meter – test and seal	Meter not linked to roof sign. Meter not sealed.	
Licence plates/door stickers	Damaged/illegible/insecure. Details do not match.	
Roof sign and For Hire sign	Insecure, insufficient illumination, wiring defects.	
Body exterior	Excessive corrosion/damage, poor repair/paint match, sharp edges.	
Doors	Defective locks, windows, door lights, damaged/missing door seals.	
Seats	Insecure seats or excessive dirt, stains, holes or tears.	
Electrical wiring and equipment	Evidence of overheating. Heavily contaminated with oil.	
Speedo	Speedometer inoperative or defective.	
Oil and water leaks	Evidence of oil or water leaks including sun roof/windows.	
I hereby declare that the above vehicle: <input checked="" type="checkbox"/> meets the above standards <input type="checkbox"/> does not meet the above standards Retest date ([REDACTED]) Examiner's name ([REDACTED]) Signature: [REDACTED] Date of Test: 31/1/24		*If the test is failed, please notify the relevant licensing office within 24 hours (identified by letter at end of licence number i.e. 100E) A licensing.cra@northyorks.gov.uk B licensingteam.ham@northyorks.gov.uk C taxi.har@northyorks.gov.uk D licensing.ric@northyorks.gov.uk E taxilicensing.rye@northyorks.gov.uk F licensing.services.sca@northyorks.gov.uk G licensing.sel@northyorks.gov.uk
		Garage name and address: LOWFIELD GARAGE MAXTON TO17 6BT Vehicle testing station number (VTS): 38016 Authorised examiner number: ASD8150

MOT test certificate

① Vehicle identification number

WF03XTTG3FE48886

② Registration number

③ Country of registration

GB



**Driver & Vehicle
Standards
Agency**

Make and model

FORD TOURNEO

④ Vehicle category

M1

⑤ Mileage

166,972 miles

Mileage history

152,937 miles

02.04.2024

137,959 miles

24.03.2023

123,452 miles

06.04.2022

⑦ Pass with defects

⑥ Repair as soon as possible (minor defects)

- Windscreen damaged but not adversely affecting driver's view Nearside Lower [3.2 (a) (i)]

⑧ Date of the test

31.03.2025

⑨ Expiry date

05.04.2026

To preserve the anniversary of the expiry date, the earliest you can present your vehicle for test is 06.03.2026.

⑩ Location of the test

3 TO 5 DALE ROAD, SHERIFF HUTTON, YORK, YO60 6RZ

⑪ Testing organisation and inspector name

**V100004 J SKELTON GARAGE SERVICES LTD
J. M. SKELTON**

MOT test number

7618 4292 7477

Check that this document is genuine by visiting www.gov.uk/check-mot-history

If any of the details are not correct, please contact DVSA by email at enquiries@dvsa.gov.uk or by telephone on 0300 1239000.

Receive a free annual MOT reminder by subscribing at www.gov.uk/mot-reminder or by telephone on 0300 1239000.

Check MOT history

Help us make this service better. Give us your [feedback](https://www.smartsurvey.co.uk/s/GIZZX?vm=[REDACTED]&make_result=FORD&model_result=TOURNEO&mot_first_used_date=2015-07-21&vehicle_age=3695&mot_expiry_date=2026-04-05&mot_expiry_date_days_left=216&user_satisfaction_banner=0&vehicle_data_origin=MTS&vehicle_type=LGV) ([https://www.smartsurvey.co.uk/s/GIZZX?vm=\[REDACTED\]&make_result=FORD&model_result=TOURNEO&mot_first_used_date=2015-07-21&vehicle_age=3695&mot_expiry_date=2026-04-05&mot_expiry_date_days_left=216&user_satisfaction_banner=0&vehicle_data_origin=MTS&vehicle_type=LGV](https://www.smartsurvey.co.uk/s/GIZZX?vm=[REDACTED]&make_result=FORD&model_result=TOURNEO&mot_first_used_date=2015-07-21&vehicle_age=3695&mot_expiry_date=2026-04-05&mot_expiry_date_days_left=216&user_satisfaction_banner=0&vehicle_data_origin=MTS&vehicle_type=LGV)).

[Back](#)

We need your help

Help us improve this service. [Complete a quick survey.](#)



FORD TOURNEO

[Check another vehicle](https://www.check-mot.service.gov.uk/) (<https://www.check-mot.service.gov.uk/>)

Colour
Blue

Fuel type
Diesel

Date registered
21 July 2015

MOT valid until
5 April 2026

[Get an MOT reminder](https://www.gov.uk/mot-reminder) (<https://www.gov.uk/mot-reminder>) by email or text.

[Download test certificates](https://www.check-mot.service.gov.uk/enter-document-reference?registration=[REDACTED]) ([https://www.check-mot.service.gov.uk/enter-document-reference?registration=\[REDACTED\]](https://www.check-mot.service.gov.uk/enter-document-reference?registration=[REDACTED]))

You can [get information corrected on your MOT history](https://www.gov.uk/getting-an-mot/correcting-mot-certificate-mistakes) (<https://www.gov.uk/getting-an-mot/correcting-mot-certificate-mistakes>) (such as mileage or vehicle details) if it's wrong.

[Show all sections](#)

MOT history

Check mileage recorded at test, expiry date, and test outcome

[Hide](#)

Date tested

Mileage

MOT test number

31 March 2025

PASS

166,972 miles

7618 4292 7477

Test location

Expiry date

5 April 2026

▶ [View test location](#)

Repair as soon as possible (minor defects):

- **Nearside Lower Windscreen damaged but not adversely affecting driver's view (3.2 (a) (i))**

▶ [What are defects and advisories?](#)

Date tested

2 April 2024

PASS

Mileage

152,937 miles

MOT test number

6091 0139 4128

Test location

Expiry date

5 April 2025

▶ [View test location](#)

Repair as soon as possible (minor defects):

- **Windscreen damaged but not adversely affecting driver's view (3.2 (a) (i))**

Monitor and repair if necessary (advisories):

- **Upper Stop lamp(s) non-obligatory stop lamp not working (4.3.1 (a) (ii))**
- **Offside Rear bump stop missing**

▶ [What are advisories?](#)

Date tested

24 March 2023

PASS

Mileage

137,959 miles

MOT test number

1660 8586 3483

Test location

Expiry date

5 April 2024

▶ [View test location](#)

Date tested

23 March 2023

FAIL

Mileage

137,959 miles

MOT test number

8244 9971 0734

Test location

▶ [View test location](#)

Repair immediately (major defects):

- **Offside Front Outer Drive shaft joint constant velocity boot split or insecure, no longer prevents the ingress of dirt (6.1.7 (g) (ii))**

▶ [What are defects?](#)

Date tested
6 April 2022

PASS

Mileage
123,452 miles

Test location

▶ [View test location](#)

MOT test number
2887 1257 8118

Expiry date
5 April 2023

Monitor and repair if necessary (advisories):

- **Brake pipe corroded, covered in grease or other material (1.1.11 (c))**

▶ [What are advisories?](#)

Date tested
6 April 2021

PASS

Mileage
108,335 miles

Test location

▶ [View test location](#)

MOT test number
5555 0897 3562

Expiry date
5 April 2022

Monitor and repair if necessary (advisories):

- **Offside Front Tyre has a cut but not deep enough to reach the ply or cords (5.2.3 (d) (i))**

▶ [What are advisories?](#)

Date tested
24 March 2020

PASS

Mileage
98,572 miles

Test location

▶ [View test location](#)

MOT test number
2500 6614 8541

Expiry date
3 April 2021

Date tested
3 April 2019

PASS

Mileage
67,749 miles

Test location

▶ [View test location](#)

MOT test number
5039 5380 2894

Expiry date
3 April 2020

Monitor and repair if necessary (advisories):

- **Front Brake pipe corroded, covered in grease or other material both (1.1.11 (c))**

▶ [What are advisories?](#)

The MOT test changed on 20 May 2018

Defects are now categorised according to their severity - dangerous, major, and minor. [Find out more \(https://www.gov.uk/government/news/mot-changes-20-may-2018\)](https://www.gov.uk/government/news/mot-changes-20-may-2018).

Date tested
4 April 2018

PASS

Mileage
47,203 miles

Test location

▶ [View test location](#)

MOT test number
3109 7704 2362

Expiry date
3 April 2019

Check for vehicle recalls

See if FORD TOURNEO [REDACTED] has outstanding recalls

[Show](#)



[Cookies](#) [Terms and conditions](#) [Privacy notice](#) [Accessibility statement](#)

[MOT history API](#) [Service status](#)

Built by the [Driver & Vehicle Standards Agency](#)

OGL

All content is available under the [Open Government Licence v3.0](#), except where otherwise stated

© [Crown copyright](#)



Registration number



V5C
CE 8520589
1/16

THIS DOCUMENT IS NOT PROOF OF OWNERSHIP.
It shows who is responsible for registering and taxing the vehicle.



Driver & Vehicle
Licensing
Agency

UNITED KINGDOM UK REGISTRATION CERTIFICATE

European Community

свидетелство за регистрация
Permiso de circulación
Osvedčenie o registraci
Registreringsattest
Zulassungsbescheinigung
Registreerimisunnistus

Άδεια κυκλοφορίας /
Πινακοποιητικό έγγραφο
Certificat d'immatriculation
Teastas Cléireithe
Carte di circolazione
Reģistrācijas apliecība

Registrācijas liudlīms
Forgalmi engedély
Certifikat ta' Registrazzjoni
Kentekenbewijs
Dowód Rejestracyjny
Certificado de matrícula

Certificat de înmatriculare
Osvedčenie o evidenci
Prometno dovoljenje
Pakietarõhitõedistus
Registreringsbeviset
Prometna dozvola

1. Registered keeper

You **must** make sure that the name and address printed here is correct. If it is not, see section 12.

Document reference number
6265 565 4687

Thinking of buying this vehicle?

Buyer beware...

Do you know how to avoid being tricked into buying a stolen vehicle?

For tips and advice go to www.gov.uk/checks-when-buying-a-used-car



2. The previous registered keeper



[Z.2] ACQUIRED VEHICLE ON 21 07 2016

[Z] NO. OF FORMER KEEPERS 1

3. Special notes (these notes cannot be removed)

1. DECLARED NEW AT FIRST REGISTRATION.

UK Registration Certificate

Official use only

1


4. Vehicle details

A	Registration number	[A.1] Validation character	1	3	
B	Date of first registration		21	07	2015
[B.1]	Date of first registration in the UK		21	07	2015
D.1	Make		FORD		
D.2	Type		FAC		
	Variant		CYFF1DBX		
	Version		EURO5 K D9WLCZGBSA UA		
D.3	Model		TOURNEO CUSTOM 300 LTD E-TECH		
D.5	Body type		MINIBUS		
[X]	Taxation class		DIESEL CAR		
[D.6]	Suspension Type				
[Y]	Revenue weight		3000 KG GROSS		
F.1	Cylinder capacity (cc)		2198 CC		
V.7	CO ₂ (g/km)		172 G/KM		
P.3	Type of fuel		HEAVY OIL		
S.1	Number of seats, including driver		9		
S.2	Number of standing places (where appropriate)				
[D.4]	Wheelplan		2-AXLE-RIGID BODY		
J	Vehicle category		M1		
K	Type approval number		E11*2007/46*0676*05		
P.2	Max. net power (kW)		92		
E	VIN/Chassis/Frame No.		WF03XXTTG3FE48886		
P.5	Engine number		FE48886		
F.1	Max. permissible mass (exc. m/c)		3000		
G	Mass in service		2290		
Q	Power/Weight ratio (kW/kg) (only for motorcycles)				
R	Colour		BLUE		
O	Technical permissible maximum towable mass of the trailer:				
O.1	braked (kg)		2200		
O.2	unbraked (kg)		750		
U	Sound level:				
U.1	stationary (dB(A))		77		
U.2	engine speed (min-1)		2625		
U.3	drive-by (dB(A))		74		
V	Exhaust Emissions:				
V.1	CO (g/km or g/kWh)		0.535		
V.2	HC (g/km or g/kWh)				
V.3	NOx (g/km or g/kWh)		0.195		
V.4	HC+NOx (g/km)		0.220		
V.5	particulates (g/km or g/kWh)				

5. Registered keeper

If any details are wrongly entered, correct details in section 6, sign section 8, and return to D/LA

C.4.c - This document is not proof of ownership.



ACQUIRED VEHICLE ON 01 09 2016
Please write in black ink and CAPITAL LETTERS.

6. New keeper or new name/new address details

Please see section 12

Mr	1	Mrs	2	Miss	3	Please tick <input checked="" type="checkbox"/> the appropriate box	W	4
Title (for example, Ms, Rev and so on) or business name:								5
First names:								6
Surname:								6
For company use only DVLA/DVA Fleet number								7
Date of birth (not required by law)						Postcode:	Please help us to help you by giving your postcode.	
House No:								8
Address:								10
Post town:								11
New keeper? If so tick this box:		<input checked="" type="checkbox"/> K	12	Date of sale or transfer:			13	
Driving licence number of the new keeper (not required by law)								
Present mileage (not required by law)								15
<input checked="" type="checkbox"/> R	16	<input checked="" type="checkbox"/> S	17					

7. Changes to current vehicle

Only enter corrected or altered details

Wheelplan / Body type			20
VIN / Chassis / Frame Number			21
New revenue weight	Date of change	Cylinder capacity (cc)	
			22 23 24
No. of seats inc. driver	No. of standing places	Type of fuel	
			25 26 27
Engine number			28
New colour	Date of change	CLR	
			29 30
Tax class*			Y 31 32

*The tax class shown in section 4 can only be changed when taxing. Please apply at your nearest Post Office.

8 Declaration - You MUST sign, date and return this page to DVLA, Swansea, SA99 1BA when you notify any changes.

Registered keeper: I declare that the new details I have given are correct to the best of my knowledge.

New keeper: I declare that this vehicle was sold or transferred to me on the date shown in section 6 and my name and address are correctly shown.

Signature: _____ Date: _____

Signature: _____ Date: _____

Law: If the vehicle is sold or transferred, both the registered keeper and the new keeper must sign this Certificate.

Official use only - Please do not write below this line

V5C-0116

Doc. Ref. N° 6265 565 4687 21 09 16
Des. Codes 1325855160 / 003673 23

1



ISC

34

Official use only

9

Selling or transferring your vehicle to a motor trader, insurer or dismantler - Please fill in and return to DVLA (see notes over the page)

V5C/3

V5C3-0116

981

Date of sale or transfer Present mileage

01

* You are not required by law to provide mileage information

Name and address of motor trader

Business name:	
Address:	
Post town:	
Postcode:	VAT number:

Declaration Please read the notes over the page before signing.

Registered keeper:
I declare that I sold or transferred this vehicle to the motor trader, insurer or dismantler named in this section on the date shown.

Signature: _____ Date: _____

Motor trader, insurer or dismantler:
I declare that this vehicle was sold or transferred to me on the date shown in this section.

Signature: _____ Date: _____

The Law: If the vehicle is sold or transferred both the registered keeper and the motor trader, insurer or dismantler must sign this section. The registered keeper must then return it to DVLA.

Document Ref. No. 6265 565 4687 21 09 16

Despatch Codes 1325855160 / 003673 23

10. New keeper's details - To be kept by the new keeper. Do not return to DVLA (see notes over the page)

Please use your dated licence

V5C/2

Registration number		Validation character	1
Please write new keeper's name and address in black ink			
Write date of sale/transfer here			
Doc. Ref. No.	46265 565 4687		21 09 16
Despatch Codes	1325855160 / 003673		23
Postcode			

Make Model FORD TOURNEO CUSTOM 300 LTD E-TECH

Suspension Type
Date of first registration 21 07 2015
Wheelplan 2-AXLE-RIGID BODY
Revenue weight 3000 KG GROSS
*Taxation class DIESEL CAR
Type of fuel HEAVY OIL
Cylinder capacity 2198 CC
CO₂ 172 G/KM
No. of seats inc. driver 9

FOR OFFICIAL USE ONLY



8269 3326 2657 5463 7231 2748

V5C2-0116

This will not produce a Registration Certificate.

The tax class shown can only be changed when taxing. Please apply at your nearest Post Office.

11. Notification of permanent export - Please fill in and return to DVLA (see notes over the page)

Please use your dated licence

V5C/4

V5C4-0116

Registration number		2	Validation character	1	3
Date of export					4
Document Ref. No.	6265 565 4687				21 09 16
Despatch Codes	1325855160 / 003673				23

This section will not produce an export certificate. The V5C replaces the need for a separate export certificate.

Declaration Please read the notes over the page before signing.

I declare that the vehicle will be exported on the date shown.

Signature: _____

Date: _____

12. What you need to know about the V5C and your responsibilities



Selling or transferring your vehicle privately

Vehicle tax or Statutory Off Road Notification (SORN) can't be passed on when a vehicle changes hands.

What you, the registered keeper must do.

- fill in section 6 (give the name and UK address of the new keeper)
- fill in section 10 (V5C/2) and give it to the new keeper
- notify DVLA of the sale/transfer online at www.gov.uk/sold-bought-vehicle or
- send the V5C to DVLA, Swansea, SA99 1BA

If you want to keep the registration number, you must do this before you sell/transfer it. You can do this online at www.gov.uk/keep-registration-number

What the new keeper/person buying the vehicle must do:

- keep section 10 (V5C/2) until they get their new V5C
- tax the vehicle immediately using section 10 (V5C/2).

What we will do:

- update our records with the new registered keeper details

- send you an acknowledgment letter within 4 weeks to confirm you are no longer liable for the vehicle, and issue an automatic refund of vehicle tax (if applicable) within 4-6 weeks. If you paid vehicle tax by Direct Debit, this will be cancelled.

If you do not get an acknowledgment letter or refund from us within the above time-scales you should contact us at www.gov.uk/contact-the-dvla as you could be liable for the vehicle and may get a penalty and/or be prosecuted.

Your name and/or address details.

- If the details in section 5 are wrong or you want to change your name or address, fill in section 6 and send the whole certificate to DVLA, Swansea, SA99 1BA. Do not tick the new keeper box. You should also make sure you tell us about these changes on your driving licence by sending it to DVLA, Swansea, SA99 1BN.

There is more information at www.gov.uk/vehicle-registration
Your information may be disclosed in a number of lawful circumstances. For information on the Data Protection Act - Release of information go to www.gov.uk/data-protection

9. Selling or transferring your vehicle to a motor trader, insurer or dismantler

V5C/3

You, the registered keeper must:

- notify DVLA of the sale/transfer online at www.gov.uk/sold-bought-vehicle or
- complete the front of this section giving the date of sale/transfer and name and address of the motor trader and send it to DVLA, Swansea, SA99 1BD
- give the motor trader the rest of the V5C

If you want to keep the registration number, you must do this before you sell/transfer it. You can do this online at www.gov.uk/keep-registration-number

Vehicle tax or SORN can't be passed on when a vehicle changes hands.

What we will do:

- update our records and remove your details as registered keeper
- send you an acknowledgement letter within 4 weeks to confirm you are no longer liable for the vehicle, and issue an

automatic refund of vehicle tax (if applicable) within 4-6 weeks. If you paid vehicle tax by Direct Debit, this will be cancelled.

If you do not get an acknowledgement letter or refund from us, contact us at www.gov.uk/contact-the-dvla as you could be liable for the vehicle and you may get a penalty and/or be prosecuted.

There is more information at www.gov.uk/vehicle-registration

A motor trader means a:

- motor dealer
- motor vehicle auctioneer
- motor vehicle insurer with whom you've settled a claim
- motor vehicle dismantler (salvage dealer), or
- finance company with a financial interest.



10. New keeper's details

V5C/2

Vehicle tax or SORN can't be passed on when a vehicle changes hands.

What you, the new keeper must do:

- make sure section 6 has been filled in correctly
- tax the vehicle immediately at www.gov.uk/vehicle-tax or at a Post Office® branch that deals with vehicle tax using this section (V5C/2), or
- make a SORN online at www.gov.uk/SORN when you receive a V5C in your name or fill in a V890 and send it to DVLA, Swansea, SA99 1AR with your completed V5C/2.

The registered keeper must tell DVLA of the sale/transfer either online at www.gov.uk/sold-bought-vehicle or by sending the rest of the V5C to DVLA, Swansea, SA99 1BA.

You should receive your new V5C within 4 weeks of the registered keeper telling us. If you do not receive your V5C, you can fill in an 'Application for a Vehicle Registration Certificate (V62)' and send it with this section (V5C/2) to DVLA, Swansea, SA99 1DD. We will issue a V5C in your name free of charge.

Failure to tell DVLA may result in a penalty and/or prosecution.

Buyer beware...

For more information on checking your Registration Certificate and buying a vehicle go to www.gov.uk/checks-when-buying-a-used-car



11. Notification of permanent export

V5C/4

Only use this section if you are personally exporting this vehicle permanently (for more than 12 months).

If you are exporting the vehicle you must:

- give the date the vehicle is being exported
- sign and date the Declaration in section 11
- send this section to us at **DVLA, Swansea, SA99 1BD**. On receipt we will issue an automatic refund of vehicle tax (if applicable). If you want the refund to be sent to a different address, you must return this section with a signed covering letter
- if you paid the vehicle tax by Direct Debit, the Direct Debit will be cancelled

- keep sections 1 to 8 of this certificate (the registration authorities of the country the vehicle is being exported to will need them).

If you are taking your vehicle out of the country for less than 12 months, for more information go to www.gov.uk/taking-vehicles-out-of-uk



12. What you need to know about the V5C and your responsibilities

The registered keeper (not necessarily the owner) is responsible for making sure the vehicle is registered, taxed and insured.

You will be fined if our records show that the vehicle is not taxed, insured or no SORN has been made.

- you can use the V5C to tax your vehicle if you do not have the renewal reminder (V11 or V85/1) online at www.gov.uk/vehicle-tax or at a Post Office® that deals with vehicle tax
- if you decide not to tax or insure your vehicle you must keep the vehicle off the road and make a SORN
- for information on Stay Insured go to www.gov.uk/vehicle-insurance

If you sell/transfer the vehicle you must notify DVLA online at www.gov.uk/sold-bought-vehicle or fill in either section 6 or 9 of this V5C and send to DVLA.

If you permanently export the vehicle fill in section 11 and send to DVLA. **Failure to tell DVLA of any changes may result in a fine or prosecution.**

If you scrap your vehicle

You should take the vehicle to an Authorised Treatment Facility (ATF) and they should issue a Certificate of Destruction (CoD). If you do not receive a CoD immediately please fill in section 9 of the V5C and send to DVLA, on receipt we will issue an automatic refund of vehicle tax (if applicable).

If you have broken up the vehicle yourself, you must either tax it or tell us you are keeping it off the road by making a SORN, until you take it to an ATF or tell us you no longer have it.

More information is available on our website: www.gov.uk/scrapped-and-written-off-vehicles



1325855160_063673
1050_33200

